




JOC305X Series

Rev.A.1.1

DESCRIPTION:

The JOC305X series combine an AlGaAs infrared emitting diode as the emitter which is optically coupled to a monolithic silicon random-phase photo triac in a plastic DIP6 package with different lead forming options. With the robust coplanar double mold structure, JOC305X series provide the most stable isolation feature. The products are widely used in solenoid/valve controls, lighting controls, motor controls, temperature controls, static AC power switches, solid state relays, interfacing microprocessors up to 265 V_{AC} peripherals.



MAIN FEATURES

High isolation 5000 VRMS

DC input with random-phase photo triac output

Operating temperature range -55 °C ~ 125 °C

UL & CQC approved

HBM: 1000V

CQC approved

VDE approved

UL approved

ABSOLUTE MAXIMUM RATINGS (Temperature=25°C)

Parameter		Symbol	Value	Unit
Input	Forward Current	I _F	60	mA
	Reverse Voltage	V _R	6	V
	Junction Temperature	T _j	125	
	Input Power Dissipation	P _I	100	mW
	Power Dissipation Derating (T _a 25 °C)	P _D /	-1.33	mW/
Output	Off-state Output Terminal Voltage	V _{OFF}	600	V
	Peak On-state Current (100µs pulse, 120 pps)	I _{TP}	2	A
	On-state RMS Current	I _{T(RMS)}	100	mA
	Peak Repetitive Surge Current (P _W =10 ms)	I _{TSM}	1	A

JOC305X

ORDERING AND MARKING INFORMATION

M0205 (N1) (F)4 (N)2 0 Td (IN) C1.1)-28 (A)7 (R)8 (MA)7.1 (T)-23(A)

Characteristics Curves

FIG.1: Forward Current vs. Ambient Temperature

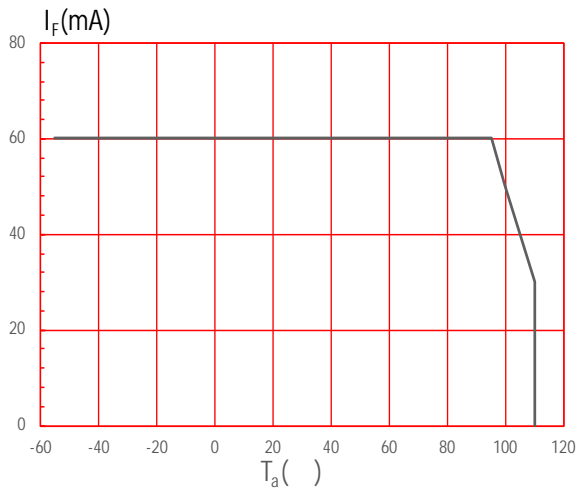


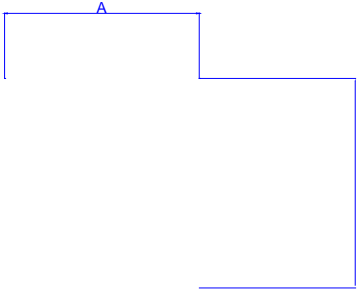
FIG.2: On-state Terminal Current vs. Ambient Temperature

TEST CIRCUITS

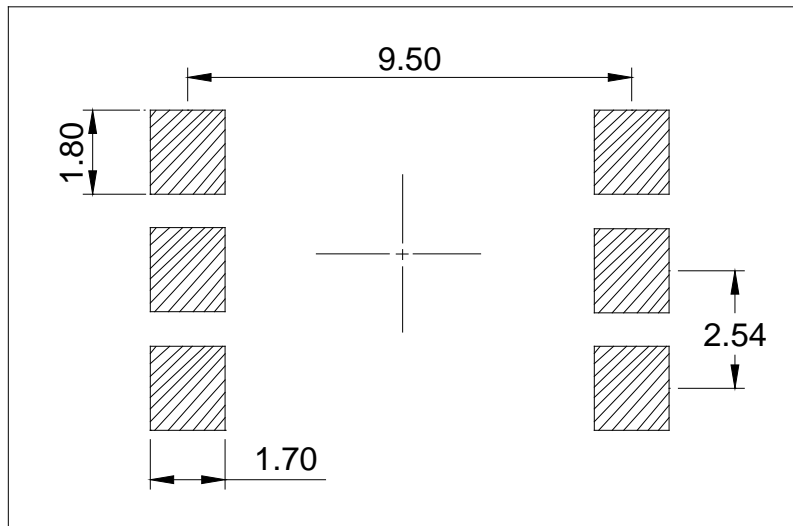
FIG.12: Test Circuits of Turn On Time

FIG.13: Waveforms of Turn On Time

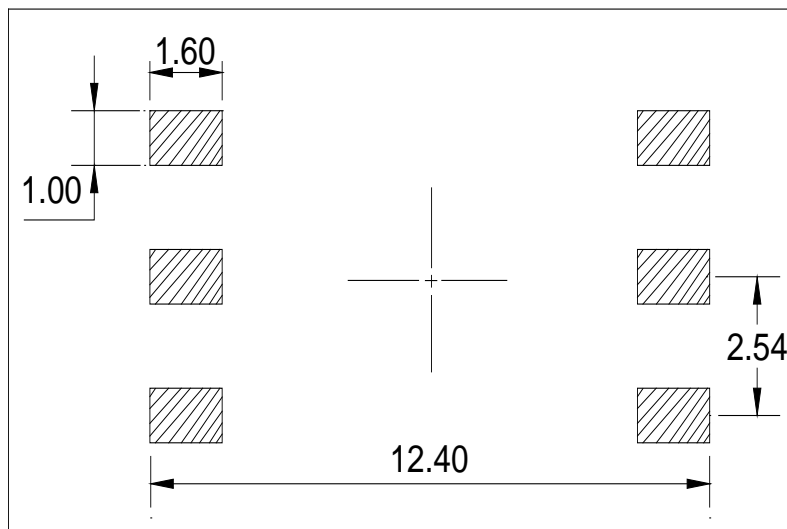
Option SLM Type:



Option SL

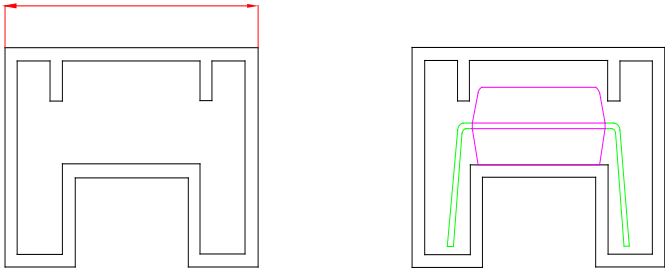


Option SLM




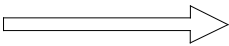
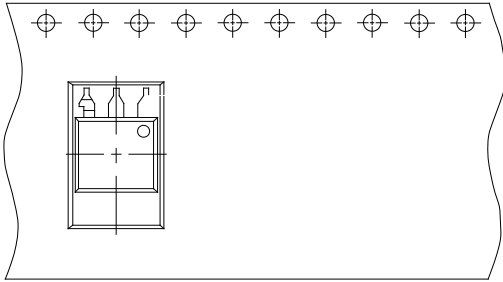
TUBE SPECIFICATIONS (Dimensions in mm unless otherwise stated)

Standard DIP


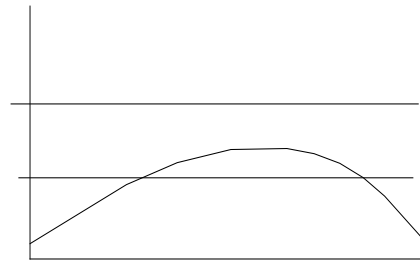
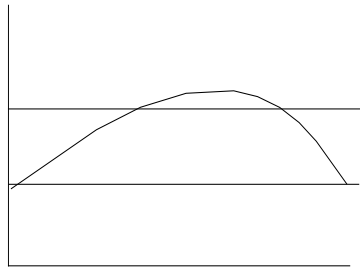


CARRIER TAPE SPECIFICATIONS (Dimensions in mm unless otherwise stated)






REFLOW INFORMATION



WAVE SOLDERING



HAND SOLDERING BY SOLDERING IRON

Soldering Temperature	360 5
Soldering Time	3s max.

Document Revision History

Date	Revision	Changes
Apr.2, 2025	A.1.0	Last update
Nov.5, 2025	A.1.1	Add S&SLM package

Information furnished in this document is believed to be accurate and reliable. However, Jiangsu JieJie Microelectronics Co., Ltd. assumes no responsibility for the consequences of use without consideration for such information nor use beyond it. Information mentioned in this document is subject to change without notice, apart from that when an agreement is signed, Jiangsu JieJie complies with the agreement.

Products and information provided in this document have no infringement of patents. Jiangsu JieJie assumes no responsibility for any infringement of other rights of third parties which may result from the use of such products and information. This document supersedes and replaces all information previously supplied.