ACJT04K-800CW 4A TRIAC

Rev.A.1.1

DESCRIPTION:

The ACJT04K-800CW triac is suitable for general purpose AC switching. It can be used as an ON/OFF function in applications such as heating regulation, induction motor starting circuits, for phase control operation in light dimmers, motor speed controllers. The ACJT04K-800CW embeds a TVS structure to absorb the inductive turn-off energy such as those described in the IEC 61000-4-5 standards. Package TO-252 is RoHS compliant.

MAIN FEATURES

Symbol	Value	Unit
$I_{T(RMS)}$	4	A
V_{DRM} /V_{RRM}	800	V

ABSOLUTE MAXIMUM RATINGS

Parameter	Symbol	Value	Unit
Storage junction temperature range	T_{stg}	-40-150	
Operating junction temperature range	T_j	-40-125	
Repetitive peak off-state voltage (T_j=25)	V_{DRM}	800	V
Repetitive peak reverse voltage (T_j=25)	V_{RRM}	800	V
RMS on-state current (T_C 0100)	$I_{T(RMS)}$	4	A
Non repetitive surge peak on-state current (full cycle , t_p=20ms , T_j=25)	I_{TSM}	40	A
Non repetitive surge peak on-state current (full cycle , t_p=16.6ms , T_j=25)		44	
I^2t value for fusing (t_p=10ms , T_j=25)	I^2t	8	A^2s
Critical rate of rise of on-state current (I_G=2× I_{GT} , f=100Hz , T_j=125)	dI/dt	100	A s
Peak gate current (t_p=20 s , T_j=125)	I_{GM}	4	A
Average gate power dissipation (T_j=125)	$P_{G(AV)}$	0.5	W
Peak gate power	P_{GM}	10	W

ACJT04K-800CW

ORDERING INFORMATION

AC J T 04 K -800 CW -/

- AC: AC switch
- J: JieJie Microelectronics Co., Ltd.
- T: Triacs
- 04: $I_{T(RMS)}$:4A
- K: K:TO-252
- -800: 800:V_{DRM} /V_{RRM} 1800 V
- CW: CW: I_{GT1-3} 035 mA
- -/: Blank:Tube; -TR:Tape & Reel

MARKING

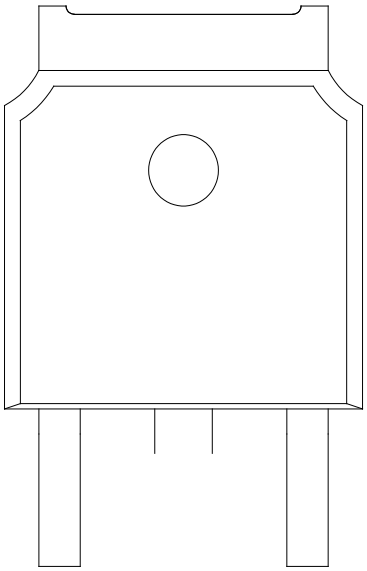

FIG.7: Relative variations of gate trigger current, holding current and latching current versus junction temperature

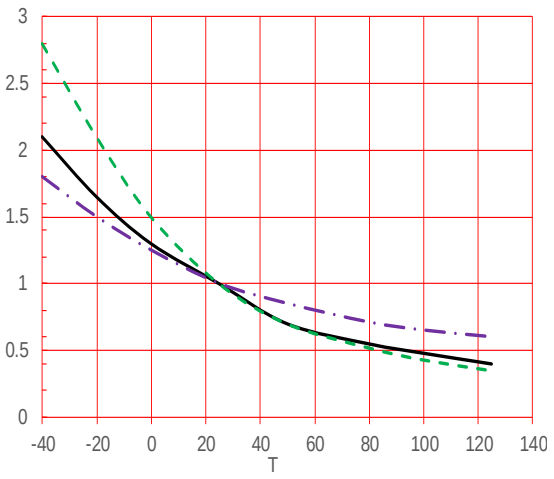
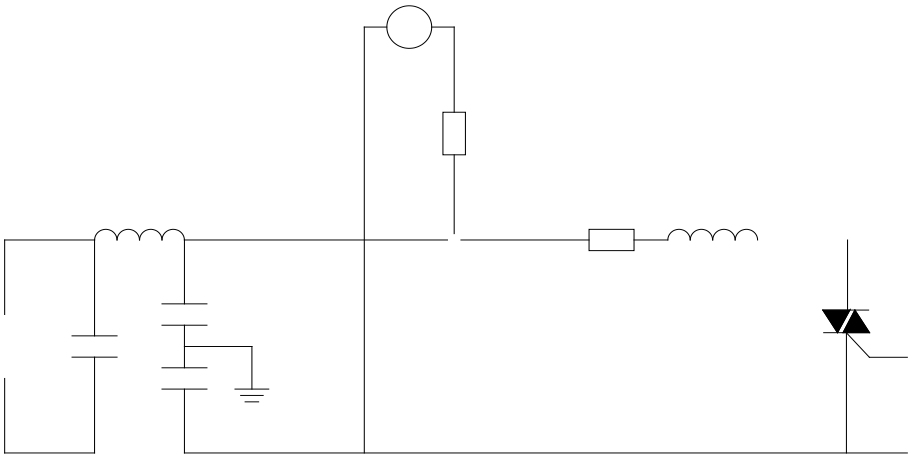
FIG.8 ÖTest circuit for inductive and resistive loads to IEC-61000-4-5 standards