

JIEJIE MICROELECTRONICS CO., LTD.


ACJT210-8K 2A TRIAC

Rev.A.1.1

DESCRIPTION:

The ACJT210-8K

Aushasan 0CRFCFCFC fCuncn i13



Peak pulse voltage ($T_j=25$; non-repetitive, off-state; FIG.8)	V_{pp}	4.5	kV
--	----------	-----	----

ELECTRICAL CHARACTERISTICS (unless otherwise specified)

Symbol	Test Condition	Quadrant	Value		Unit
I_{GT}	$V_D=12V$ $R_L=33$	- -	MAX.	10	mA
V_{GT}		- -	MAX.	1	V
V_{GD}	$V_D=V_{DRM}$ $T_j=125$ $R_L=3.3k$	- -	MIN.	0.2	V

I_L $I_G=1.2I_{GT}$

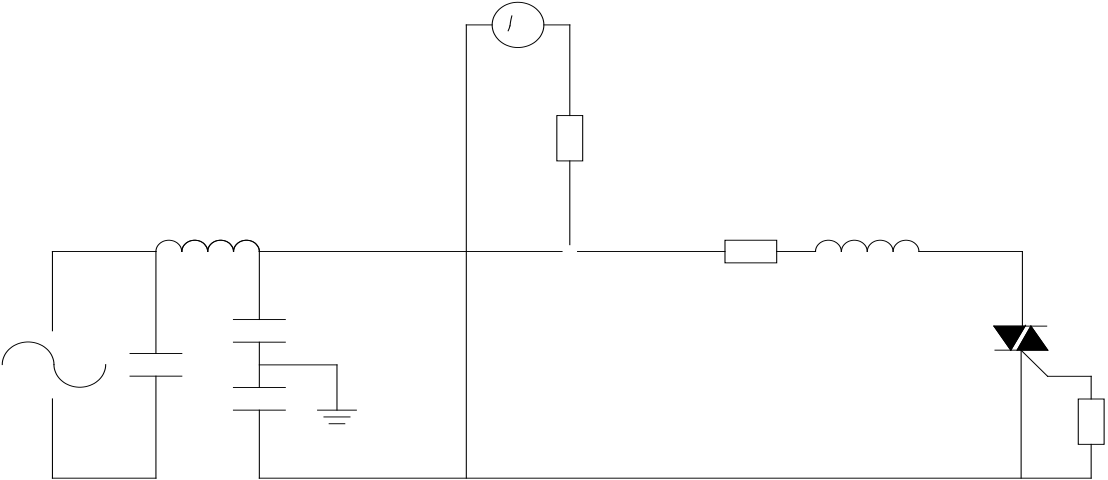
ORDERING INFORMATION

AC J T 2 10

FIG.1: Maximum power dissipation versus RMS on-state current

FIG.2: RMS on-state current versus case temperature


FIG.8 ÖTest circuit for inductive and resistive loads to IEC-61000-4-5 standards INPUTFiltering



ORDERING INFORMATION


Order code	Voltage V_{DRM}/V_{RRM} (V)	IGT(mA)	Package	Base qty. (pcs)	Delivery mode
------------	----------------------------------	---------	---------	--------------------	---------------

ACJT210-8K



PACKAGE MECHANICAL DATA

Ref.	Dimensions					
	Millimeters			Inches		
	Min.	Typ.	Max.	Min.	Typ.	Max.
A	2.10		2.50	0.083		0.098
A2	0		0.15	0		0.006
B	0.66		0.86	0.026		0.034
C	0.40		0.60	0.016		0.024
D	5.90		6.30			
E	6.40					
G						
G1	2.18		2.38	0.086		0.094
L						
L206150204-206 (4)TJ -19.496 0.052 Td [(5)4-0.60(0)5J -						



DELIVERY MODE

