




JCT151A-650R 12A SCR

Rev.A.1.1

DESCRIPTION:

With the ability to withstand the shock loading of large current, JCT151A-650R of silicon controlled rectifier provides high dV/dt rate with strong resistance to electromagnetic interference. It is especially recommended for use on solid state relay, motorcycle, power charger, T-tools etc. From all three terminals to external heatsink, JCT151A-650R provides a rated insulation voltage of 2500 V_{RMS}, complying with UL standard (File ref: E252906).

Packaging TO-220A is RoHS compliant.



MECHANICAL DIMENSIONS

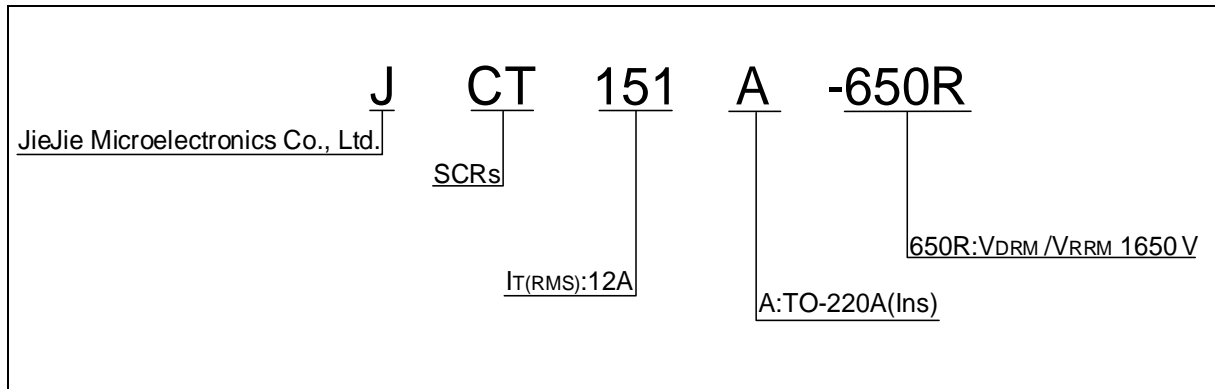
Symbol	Value	Unit
W	12	A
V _{RRM}	650	V
I _{TRM}	15	mA

Peak gate current ($t_p=20 \text{ s}$, $T_j=125 \text{ }^\circ\text{C}$)	I_{GM}	4	A
Average gate power dissipation ($T_j=125 \text{ }^\circ\text{C}$)	$P_{G(AV)}$	1	W
Peak gate power	P_{GM}	10	W
Peak pulse voltage ($T_j=25 \text{ }^\circ\text{C}$; non-repetitive,off-state;FIG.7)	V_{pp}	0.7	kV

ELECTRICAL CHARACTERISTICS (unless otherwise specified)

Symbol	Test Condition	Value			Unit
		MIN.	TYP.	MAX.	
I_{GT}	V_D MM				

ORDERING INFORMATION



MARKING

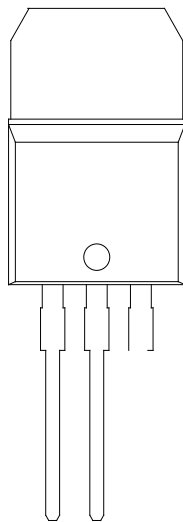


FIG.1: Maximum power dissipation versus RMS on-state current

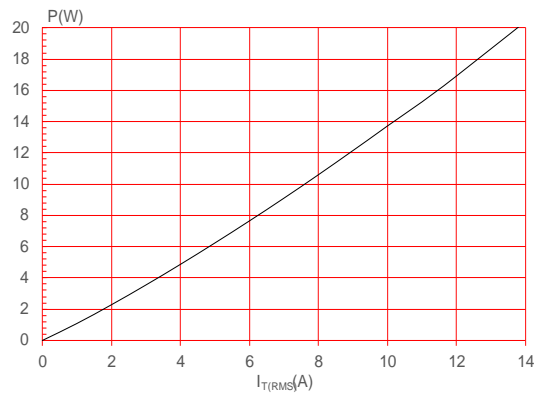
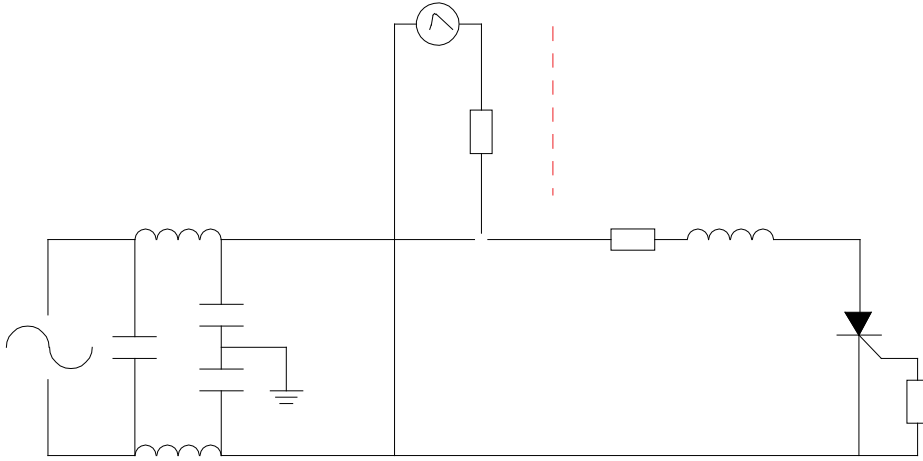


FIG.2: RMS on-state current versus case temperature

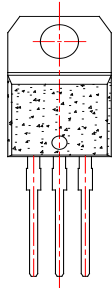

FIG.7 ÖTest circuit for inductive and resistive loads to IEC-61000-4-5 standards.



ORDERING INFORMATION

Order code	Voltage V_{DRM}/V_{RRM} (V)	IGT(mA)	Package	Base qty. (pcs)	Delivery mode
JCT151A-650R	650	15	TO-220A(Ins)	50	Tube

PACKAGE MECHANICAL DATA ~~REV. 0001~~ 2006.12.29



Information furnished in this document is believed to be accurate and reliable. However, Jiangsu JieJie Microelectronics Co., Ltd. assumes no responsibility for the consequences of use without consideration for such information nor use beyond it. Information mentioned in this document is subject to change without notice, apart from that when an agreement is signed, Jiangsu JieJie complies with the agreement. Products and information provided in this document have no infringement of patents. Jiangsu JieJie assumes no responsibility for any infringement of other rights of third parties which

pareJTw 1.4 0 Td [(.)88 -0.003 Tc 0.00306 Tw T* [6pareJ- no r aTw 2.55 0 Td ()44 -0.