



JCT620A 20A SCR

Rev.A.1.1

DESCRIPTION:

With high ability to withstand the shock loading of large current, JCT620A SCR provides high dV/dt rate with strong resistance to electromagnetic interference. It is especially recommended for use on solid state relay, motorcycle, power charger, T-tools etc. From all three terminals to external heatsink, JCT620A provides a rated insulation voltage of 2500 VRMS, complying with UL standards (File ref: E252906). Package TO-220A is RoHS compliant.



MAIN FEATURES

ABSOLUTE MAXIMUM RATINGS

Parameter	Symbol	Value	Unit/MCID 11 >>BD
cF Tm [(P)1 76.(ac2ar)8.9 (F)R(t)2epe9 (ea (t)29 (ea (t)2v h)9.e pt)-10akill0-			
69 (F)R(t)2epe9 (ea (t)29 (ea (t)2v h)9.e pt)-10ak)v heaac 0 Tw [()5 (i)6 (l)6 w 0.222 0 T 14.04 70.92 314k.9 /			

Peak gate current ($t_p=20 \mu s, T_j=125^\circ C$)	I_{GM}	5	A
Average gate power dissipation ($T_j=125^\circ C$)	$P_{G(AV)}$	1	W
Peak gate power	P_{GM}	20	W
Peak pulse voltage ($T_j=25^\circ C$; non-repetitive, off-state; FIG.7)	V_{pp}	0.5	kV

ELECTRICAL CHARACTERISTICS (unless otherwise specified)

Symbol	Test Condition	Value			Unit
		MIN.	TYP.	MAX.	
I_{GT}	$V_D=12V, R_L=33\Omega$	-	-	15	mA
V_{GT}		-	-	1	
V_{GD}	$V_D=V_{DRM}, T_j=125^\circ C, R_L=3.3k\Omega$	0.2	-	-	V

ORDERING INFORMATION

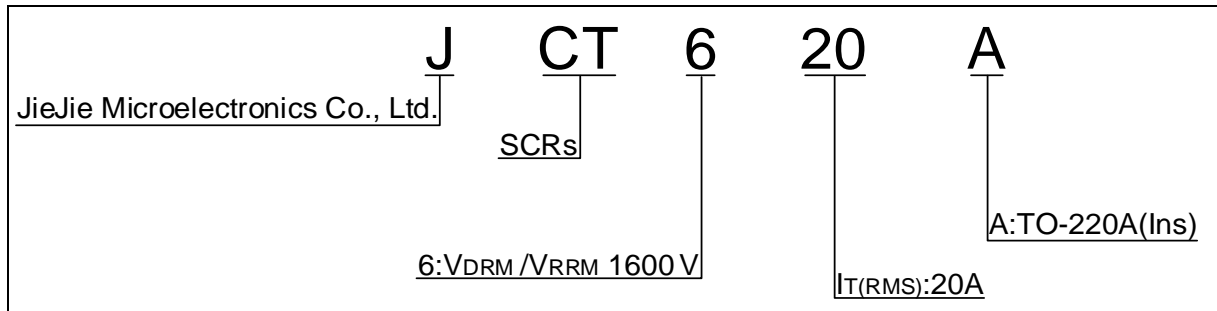
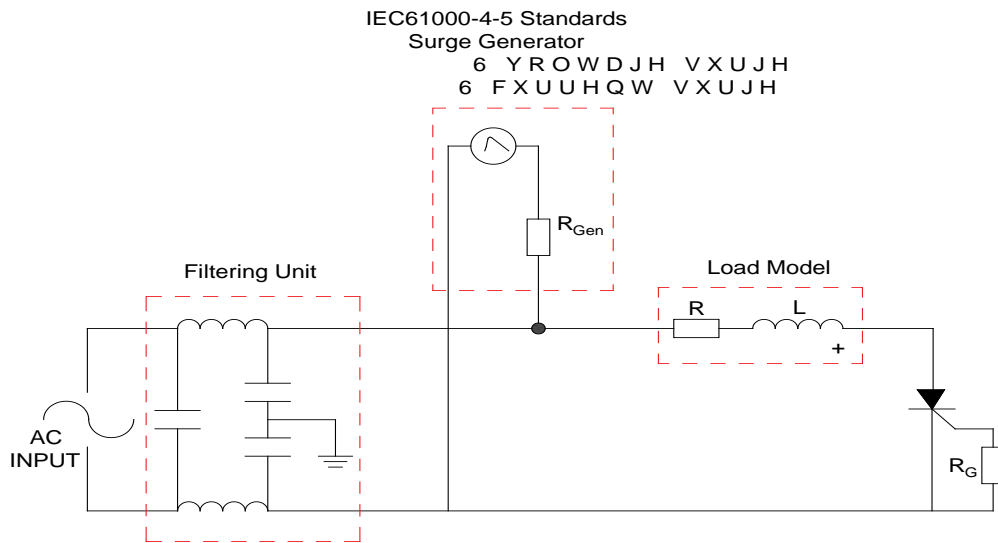


FIG.1: Maximum power dissipation versus RMS on-state current

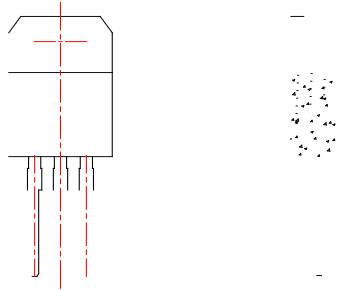


FIG.2: RMS on-state current versus case temperature

FIG.7 ÖTest circuit for inductive and resistive loads to IEC-61000-4-5 standards.



PACKAGE MECHANICAL DATA



Information furnished in this document is believed to be accurate and reliable. However, Jiangsu JieJie Microelectronics Co., Ltd. assumes no responsibility for the consequences of use without consideration for such information nor use beyond it. Information mentioned in this document is subject to change without notice, apart from that when an agreement is signed, Jiangsu JieJie complies with the agreement. Products and information provided in this document have no infringement of patents. Jiangsu JieJie assumes no responsibility for any infringement of other rights of third parties which may result from the use of such products and information. This document supersedes and replaces all information previously supplied.

 is a registered trademark of Jiangsu JieJie Microelectronics Co., Ltd. Copyright © 2025 Jiangsu JieJie Microelectronics Co., Ltd. All rights reserved.