


DESCRIPTION:

The JST134K-800E triac is suitable for general purpose AC switching. It can be used as an ON/OFF function in applications such as heating regulation, induction motor starting circuits, for phase control operation in light dimmers, motor speed controllers. Package TO-252 is RoHS compliant.



MAIN FEATURES

Symbol	Value	Unit
$I_{T(RMS)}$	4	A
V_{DRM}/V_{RRM}	800	V
$I_{GT} / / /$	10/10/10/25	mA

ABSOLUTE MAXIMUM RATINGS

Parameter	Symbol	Value	Unit	
Storage junction temperature range	T_{stg}	-40-150		
Operating junction temperature range	T_j	-40-125		
Repetitive peak off-state voltage ($T_j=25^\circ C$)	V_{DRM}	800	V	
Repetitive peak reverse voltage ($T_j=25^\circ C$)	V_{RRM}	800	V	
RMS on-state current ($T_c 084^\circ C$)	$I_{T(RMS)}$	4	A	
Non repetitive surge peak on-state current (full cycle, $t_p=20ms$, $T_j=25^\circ C$)	I_{TSM}	25	A	
Non repetitive surge peak on-state current (full cycle, $t_p=16.6ms$, $T_j=25^\circ C$)		27.5		
I^2t value for fusing ($t_p=10ms$, $T_j=25^\circ C$)	I^2t	3.125	A^2s	
Critical rate of rise of on-state current ($I_G=2 \times I_{GT}$, $f=100Hz$, $T_j=125^\circ C$)	-	dl/dt	70	A s
			40	
Peak gate current ($t_p=20^\circ s$, $T_j=125^\circ C$)	I_{GM}	2	A	
Average gate power dissipation ($T_j=125^\circ C$)	$P_{G(AV)}$	0.5	W	
Peak gate power	P_{GM}	5	W	
Peak pulse voltage ($T_j=25^\circ C$; non-repetitive, off-state; FIG.8)	V_{pp}	4	kV	

ELECTRICAL CHARACTERISTICS (unless otherwise specified)

Symbol	Test Condition	Quadrant	Value		Unit
I _{GT}	V _D =12V R _L =33	- -	MAX.	10	mA
				25	
V _{GT}		ALL	MAX.	1	V
V _{GD}	V _D =V _{DRM} T _j =125 R _L =3.3k	ALL	MIN.	0.2	V
I _L	I _G =1.2I _{GT}	- -	MAX.	15	mA

FIG.1: Maximum power dissipation versus RMS on-state current

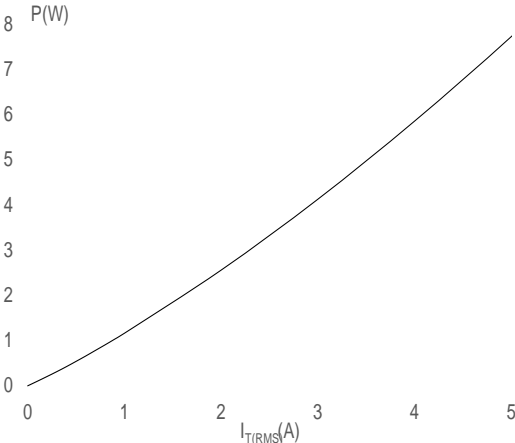


FIG.2: RMS on-state current versus case temperature

FIG.7: Relative variations of gate trigger current, holding current and latching current versus junction temperature

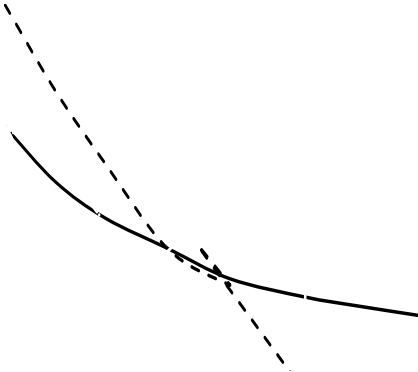
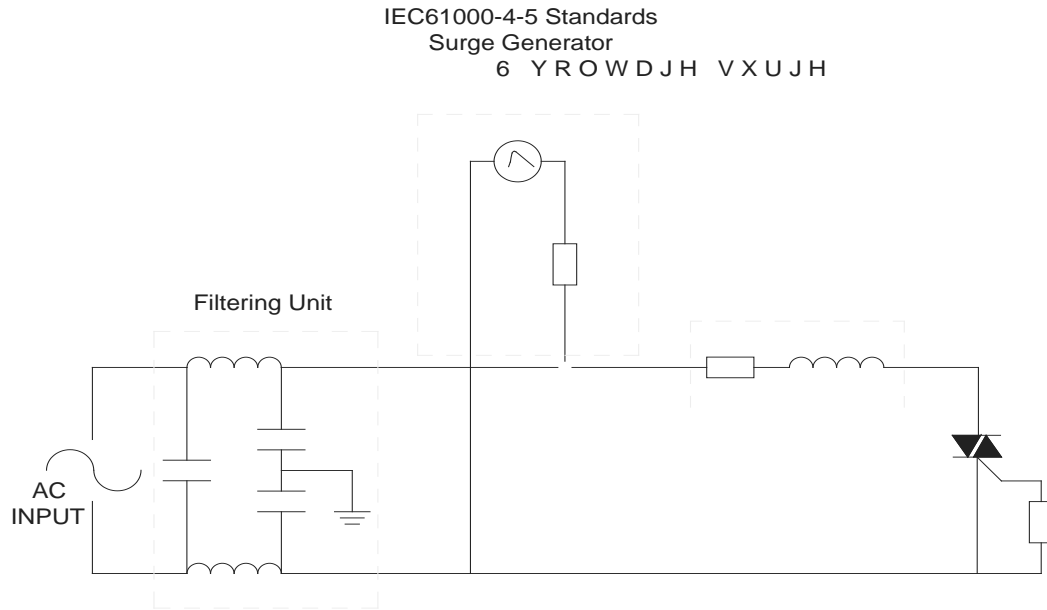


FIG.8 ÖTest circuit for inductive and resistive loads to IEC-61000-4-5 standards



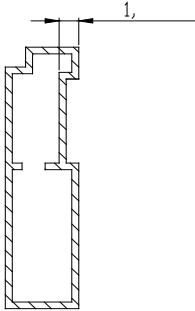
ORDERING INFORMATION

Order code	Voltage V_{DRM}/V_{RRM} (V)	IGT(mA)		Package	Base qty. (pcs)	Delivery mode
		H- I- J	K			
JST134K-800E	800	10	25	TO-252	80	Tube
JST134K-800E-TR					2,500	Tape & Reel

Document Revision History

Date	Revision	Changes
Apr.14, 2023	A.1.0	Last updated
Oct.22, 2025	A.1.1	Revise PACKAGE MECHANICAL DATA

DELIVERY MODE



Information furnished in this document is believed to be accurate and reliable. However, Jiangsu JieJie Microelectronics Co., Ltd. assumes no responsibility for the consequences of use without consideration for such information nor use beyond it. Information mentioned in this document is subject to change without notice, apart from that when an agreement is signed, Jiangsu JieJie complies with the agreement.

Products and information provided in this document have no infringement of patents. Jiangsu JieJie assumes no responsibility for any infringement of other rights of third parties which may result from the use of such products and information. This document supersedes and replaces all information previously supplied.

is a registered trademark of Jiangsu JieJie Microelectronics Co., Ltd.
Copyright © 2025 Jiangsu JieJie Microelectronics Co., Ltd. All rights reserved.